



# Fantastic Phonics

## Book 11 – Will is ill

### PHONEMIC AWARENESS (Identifying sounds in language)

From this Book onwards, we introduce ‘consonant blends’ – these blends have a consistent sound. Rather than sounding each letter in the blend, begin to present them as a single sound.

- Beginning blends - /sh/, /sl/, /st/, /fl/, /fr/, /ch/, /cr/, /gr/, /gl/ - have consistent sounds
- End blends - /ch/, /sh/, /ck/, /st/ - all have consistent sounds
- focus on short vowel sound / i /
- Focus on Consonant Blend /l+/l/ = /ll/ as in ‘pill’ .. /c+/h/ = /ch/ as in ‘chill’

Say to your child	Together
The first sound in <b>WILL</b> is / w / Listen, / w / (wuh), short and sharp	<ul style="list-style-type: none"> <li>• The first sound of <b>WILL</b> is ...</li> <li>• (say together) / w /</li> <li>• Now the child repeats for you to hear/check.</li> </ul>
The MIDDLE sound in <b>WILL</b> is / i / Listen, / i / (short vowel)	<ul style="list-style-type: none"> <li>• The middle sound of <b>WILL</b> is ...</li> <li>• (say together) / i / “i” short vowel</li> <li>• Now the child repeats for you to hear/check.</li> </ul>
The END sound in <b>WILL</b> is / l / (ll) Listen, / l / (ll) double ‘ll’ is pronounced as single ‘l’	<ul style="list-style-type: none"> <li>• Now, say the end sound of <b>WILL</b> together.</li> <li>• the end sound of <b>WILL</b> is ... (say together) /ll /</li> <li>• Now the child repeats for you to hear/check.</li> </ul>
Let’s <b>blend</b> the sounds together.  / w / + / e / + / ll / makes “w-e-ll”  And the word is <b>WILL</b>	<ul style="list-style-type: none"> <li>• Now let’s <b>blend</b> the sounds together.</li> <li>• / w / e / ll / makes “w-e-ll”</li> <li>• And the word is <b>WILL</b></li> </ul>

Repeat for additional words - Will, ill, mill, hill, pill, went, got, now + this, chill, from + bill, fill, till

## Sight Words

### **was, one, two,**

Reinforce that these words are not for decoding but is a word to be remembered as a ‘whole word’, by sight.

Explain that **WAS** is sounded like ‘woz’ (/w/o/z/)

Explain that **ONE** is sounded like ‘won’ (/w/o/n/)

Explain that **TWO** is sounded like ‘too’ (/t/oo/)

### **the, and, is, on, at, of**

Reinforce that these words CAN be decoded

---

## CONSONANT BLENDS

### “when two letters create a single sound”

- **focus on CHILL / ch / i / ll /**

Blend two letters to a single sound	Together
<p>Say the word <b>CHILL</b></p> <ul style="list-style-type: none"><li>• Show that the <b>FIRST</b> sound is a blend of /c/+h/ to make a single sound of /ch/</li><li>• Show that the <b>LAST</b> sound is a blend of /l/+l/ to make a single sound of / ll /</li></ul> <p>Say <b>CHILL</b> as 3 sounds /ch / l / ll/</p> <p>Demonstrate with letter cards</p>	<p>Together ...</p> <ul style="list-style-type: none"><li>• When the sounds /c/ and /h/ are together, they make a single sound “chuh”</li><li>• When the sounds /l/ and /l/ are together, they make a single sound “ll”</li></ul> <p>Say <b>CHILL</b> as 3 sounds /ch / i / ll/</p> <p>Makes the word <b>CHILL</b></p>
<p>Continue to demonstrate with</p> <p><b>SPILL, SWILL, FRILL,</b></p>	

<p>Say the word <b>WILL</b></p> <ul style="list-style-type: none"> <li>• Show that the <b>FIRST</b> sound is /w/to make a sound of “wuh”</li> <li>• Show that the <b>MIDDLE</b> sound is /i/ to make a short vowel sound of “i”</li> <li>• Show that the <b>LAST</b> sound is a blend of /l+/l/ to make a single sound of /l/</li> </ul> <p>Say <b>WILL</b> as 3 sounds /w+/ i /+/ll/</p>	<p>Together ...</p> <ul style="list-style-type: none"> <li>• When the sounds /l/ and /l/ are together, they make a single sound which sounds like both</li> </ul> <p>Say <b>WILL</b> as 3 sounds /w / i / ll /</p> <p>Makes the word <b>WILL</b></p>
<p>Continue to demonstrate with <b>Will, ill, mill, hill, pill, bill, fill, till</b></p>	
<p>Say the word <b>FROM</b></p> <ul style="list-style-type: none"> <li>• Show that the <b>FIRST</b> sound is a blend of /f+/r/ to make a single sound of /fr/</li> <li>• Show that the <b>MIDDLE</b> sound is a short vowel /o/</li> <li>• Show that the <b>END</b> sound is a /m/ sound “mm”</li> </ul> <p>Say <b>FROM</b> as 3 sounds / fr / o / m /</p>	<p>Together ...</p> <ul style="list-style-type: none"> <li>• When the sounds /f/ and /r/ are together, they make a single sound which sounds like both</li> </ul> <p>Say <b>FROM</b> as 3 sounds / fr / o / m /</p> <p>Makes the word <b>FROM</b></p>
<p>Continue to demonstrate with <b>Fred, Free, Frog</b></p>	
<p>Say the word <b>THIS</b></p> <ul style="list-style-type: none"> <li>• Show that the <b>FIRST</b> sound is a blend of /t+/h/ to make a single sound of /th/</li> <li>• Show that the <b>MIDDLE</b> sound is a short vowel /i/</li> <li>• Show that the <b>END</b> sound is a /s/ sound “sss”</li> </ul> <p>Say <b>THIS</b> as 3 sounds / th / i / s /</p>	<p>Together ...</p> <ul style="list-style-type: none"> <li>• When the sounds /t/ and /h/ are together, they make a single sound which sounds like both</li> </ul> <p>Say <b>THIS</b> as 3 sounds / th / i / s /</p> <p>Makes the word <b>THIS</b></p>
<p>Continue to demonstrate with <b>This, that, then, them</b></p>	

<p>Say the word <b>RANG</b></p> <ul style="list-style-type: none"> <li>• Show that the <b>FIRST</b> sound is a short vowel / r / “rr” sound</li> <li>• Show that the <b>MIDDLE</b> sound is a short vowel /a/ “a”</li> <li>• Show that the <b>LAST</b> sound is a blend of /n+/g/ to a single sound of /ng/</li> </ul> <p>Demonstrate with letter cards</p> <p>Say <b>RANG</b> as 3 sounds / r / a / ng /</p>	<p>Together ...</p> <ul style="list-style-type: none"> <li>• When the sounds /n/ and /g/ are together, they make a single sound which sounds like both</li> </ul> <p>Say <b>RANG</b> as 3 sounds / r / a / ng /</p> <p><b>Makes the word RANG</b></p>
<p>Continue to demonstrate with</p> <p><b>bang, sang, hang</b></p>	

---

## PHONOLOGICAL AWARENESS (linking Sounds with Letters)

Linking letters and sounds	Together
<p>Hold up the lowercase letter “ w “</p> <p>Say “this letter is called “w” (‘double-u’) and the sound it makes is</p> <p>/ w / (“wuh” – short &amp; sharp)</p>	<p>Together ...</p> <p>The letter is called “double-u” and the sound is / w / (wuh)</p> <p>As in <b>WILL</b></p>
<p>Additional words</p> <p><b>Will, ill, mill, hill, pill, went, got, now + this, chill, from + bill, fill, till</b></p>	

## Identifying sounds in Words

Form the word **'WILL'** using lowercase cards. Point to each letter and make the phonic sounds;

/w/ - /i/ - /l/

Remove the letter 'w' and ask, "what sound have I removed"

**Child should respond / w / (wuh sound)**

Ask, "what sounds are left – point to the letters and make the sounds"

**Child should point and respond, / i / + / l /**

Ask, "what sounds does / i / + / l / make together"

**Child should point and respond / i / l /**

Then put the letter back into position and ask, "what does the letters make now"

**Child should point to each letter, say each sound, and finish with WILL**

**Repeat by removing the MIDDLE and END letters**

With your letter cards, work through the additional words

**Will, ill, mill, hill, pill, went, got, now + this, chill, from + bill, fill, till**

Rhyme	Rhyme Detection
1	<p>Read the following words and ask the child to tell you the words that DO rhyme with <b>WILL</b> (e.g, the 'ill' sound)</p> <p><b>Will, went, ill, got, mill, hill, pill, now + this, chill, from + bill, fill, till</b></p>
2	<p>Read the list again and ask the child which words DO NOT rhyme with <b>WILL</b></p>
3	<p>Say the word <b>WILL</b> and ask the child to suggest two words that rhyme</p>
4	<p>Select the letters <b>w, l, m, p, i, f, r, t, h, e, n, m</b> from your cards (need two 'l' cards)</p> <p>Ask the child to use the letter cards to form the words ...</p> <p><b>Will, ill, mill, hill, pill, chill, from, then</b></p>

## Re-Arrange Letters

Choose the letters **m, i, l, l** from your letter cards and arrange them so they DON'T form a word

Say the word **MILL**, and sound it out /m/i/l/

Ask your child to arrange the letters to create the word

Continue for words Will, hill, pill, chill, from, then, one, two

---

## SYLLABLES

### “awareness of WORD SEGMENTS”

Syllables	Together
Say the word “pony” Stress the separate syllables by clapping your hands (with each syllable). <b>“po-ny”</b>	Together ... Say “po-ny” while clapping your hands Say it slowly so the child can hear clearly, then repeat faster and faster till they merge.
Using your letter cards, spell ‘po’ and “ny” but leave them slightly separate.	Point to each syllable, say “po” and “ny” Move them together and say “po-ny” Then finish with “PONY”
Additional words <b>Tony (To-ny), Alan (Al-an), upon (up-on), Into (in-to), onto (on-to)</b>	



# Fantastic Phonics

www.teachtheworldtoread.com

## Book 11 Worksheets

**Will is ill** – sound is short vowel / i /

Sound each letter separately	Then blend, stressing the vowel.	Then say as a blended whole word
i ll	i-ll	ill
w i ll	w-i-ll	Will
ch i ll	ch-i-ll	chill
h i ll	h-i-ll	hill
p i ll	p-i-ll	pill
th i s	th-i-s	this
w e n t	w-e-n-t	went

### Sight words

The	one	two	on	off	of
-----	-----	-----	----	-----	----



# Fantastic Phonics

www.teachtheworldtoread.com

Parent says the words (**Will, went, ran, pill, this, got**) and sounds each one out and asks the child to fill in the missing letter.

W \_ ll

w \_ nt

\_ an

p \_ ll

th \_ s

\_ ot

Ask your child to re-arrange the letters to form a word - help them by "saying and sounding" each word (**hill, went, this, pill**)

ihil

\_\_\_\_\_

ewtn

\_\_\_\_\_

sith

\_\_\_\_\_

ilpl

\_\_\_\_\_

Read the sentence, and ask your child to write the words in correct order below (**Dell ran up the hill.**)

ran Dell hill. up the

\_\_\_\_\_



# Fantastic Phonics

www.teachtheworldtoread.com

## EXTRA WORDS

Teach that the consonant blend is a single sound

POINT to each letter and "SOUND" them separately	Then blend, stressing the vowel.	Then say as a blended whole word
b i l l	b-i-ll	bill
k i l l	k-i-ll	kill
t i l l	t-i-ll	till
s p i l l	sp-i-ll	spill
s t i l l	st-i-ll	still
d r i l l	dr-i-ll	drill
g r i l l	gr-i-ll	grill
up hill	up-hill	uphill



# Fantastic Phonics

www.teachtheworldtoread.com

## Create a sentence

Ask your child to create and write a sentence using the words below.

- It can be long or short, and does not have to use all the words.
- It does not have to be a sentence from the story.
- It can use the same word twice

Will, mill, hill, vet, ill, pill, got, ran, up, he,  
so, has, is, to had, on, the, a, and

Sentence 1

-----

Sentence 2

-----

## What word does not rhyme

Ask your child to read out and identify the word that doesn't rhyme

chill, pill, hill fig, fill

still, spill, chill, chop, bill

went, lent, dent, bend, bent



# Fantastic Phonics

www.teachtheworldtoread.com

## Complete the sentences

Ask your child to choose a word (below) to complete the sentences.  
If your child cannot remember the sentences, they can re-read the story.  
(The words below are in the correct order)

went mill chill now ran from now

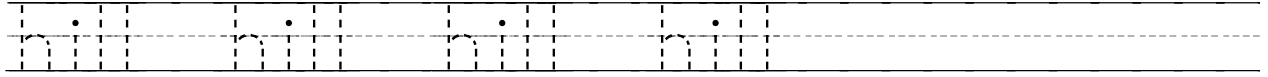
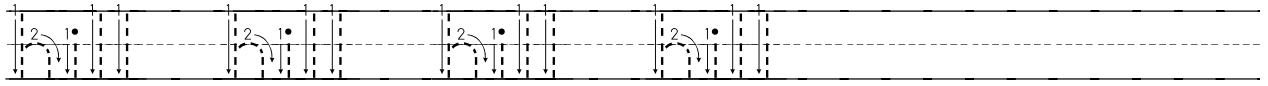
Will \_\_\_\_\_ to the mill. Will got wet at  
the \_\_\_\_\_ and got a \_\_\_\_\_. Will is ill,  
he \_\_\_ has a chill.

Bet \_\_\_ up the hill, to get Will a pill.

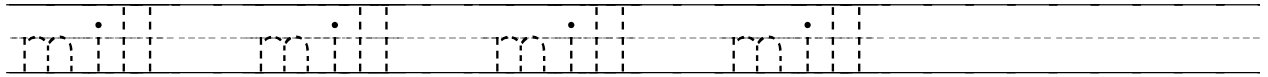
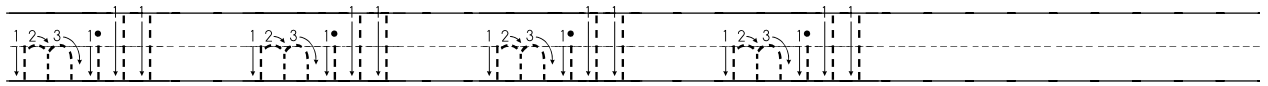
Bet got a pill \_\_\_\_\_ the vet up the hill.

\_\_\_ Will is not so ill.

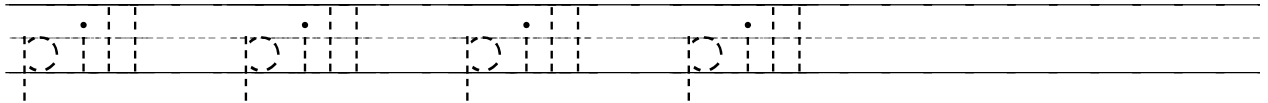
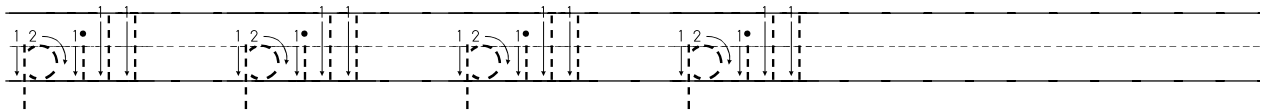
hill hill hill hill



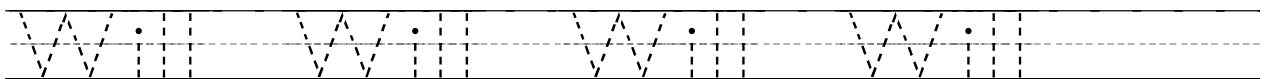
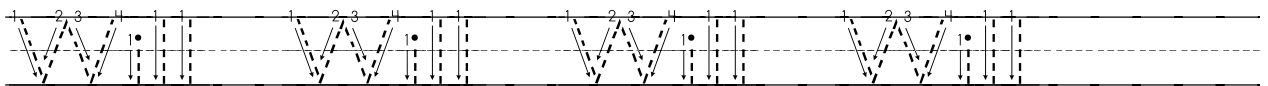
mill mill mill mill



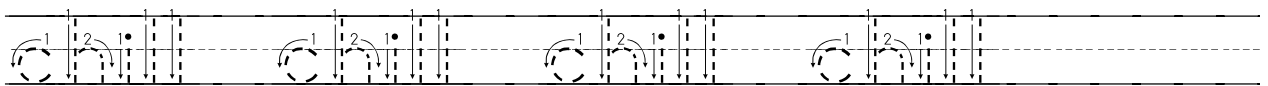
pill pill pill pill



Will Will Will Will



chill chill chill chill



Will got wet at the mill

Will got wet at the mill

Will got wet at the mill

and got a chill. Bet ran

and got a chill. Bet ran

and got a chill. Bet ran

up the hill, to get

up the hill, to get

up the hill, to get

Will a pill.

Will a pill.

Will a pill.

Will a pill.

Will a pill.

Bet got a pill from  
the vet up the hill.

Now Will is not so ill.

Bet got a pill from

the vet up the hill.

Now Will is not so ill.

Bet got a pill from

the vet up the hill.

Now Will is not so ill.

Blank handwriting practice lines.

Blank handwriting practice lines.

Blank handwriting practice lines.



# Fantastic Phonics

Puzzles

Copyright 2014 www.FantasticPhonics.com

## Book 11 Puzzle – style 1

T	I	L	L	G	O	T	I
W	W	T	T	G	U	K	C
E	I	A	H	T	K	Z	H
N	L	Q	I	H	Y	S	I
T	L	E	S	E	B	P	L
Q	Z	H	W	N	C	I	L
N	Q	Y	E	M	I	L	L
I	L	L	T	H	I	L	L

Words used

CHILL

GOT

HILL

ILL

MILL

SPILL

THE

THIS

TILL

WENT

WET

WILL

## Book 11 Puzzle – style 2

T	W	E	N	T	Q	N	I
I	W	I	L	L	Z	Q	L
L	T	A	Q	E	H	Y	L
L	T	H	I	S	W	E	T
G	G	T	H	E	N	M	H
O	U	K	Y	B	C	I	I
T	K	Z	S	P	I	L	L
I	C	H	I	L	L	L	L

Words used

CHILL

GOT

HILL

ILL

MILL

SPILL

THE

THIS

TILL

WENT

WET

WILL

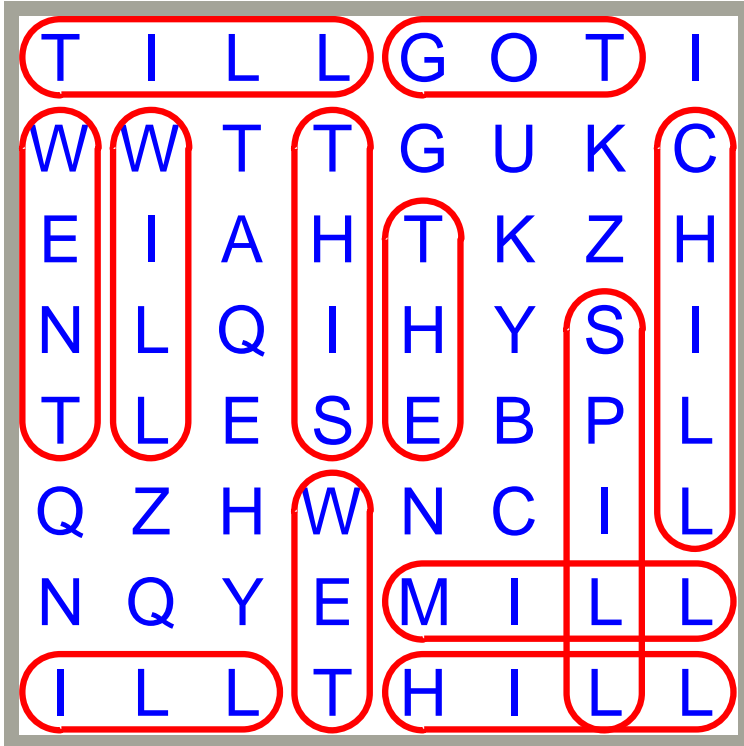


# Fantastic Phonics

Puzzles

Copyright 2014 www.FantasticPhonics.com

## Book 11 Puzzle – Style 1 Solution



Words used

CHILL

GOT

HILL

ILL

MILL

SPILL

THE

THIS

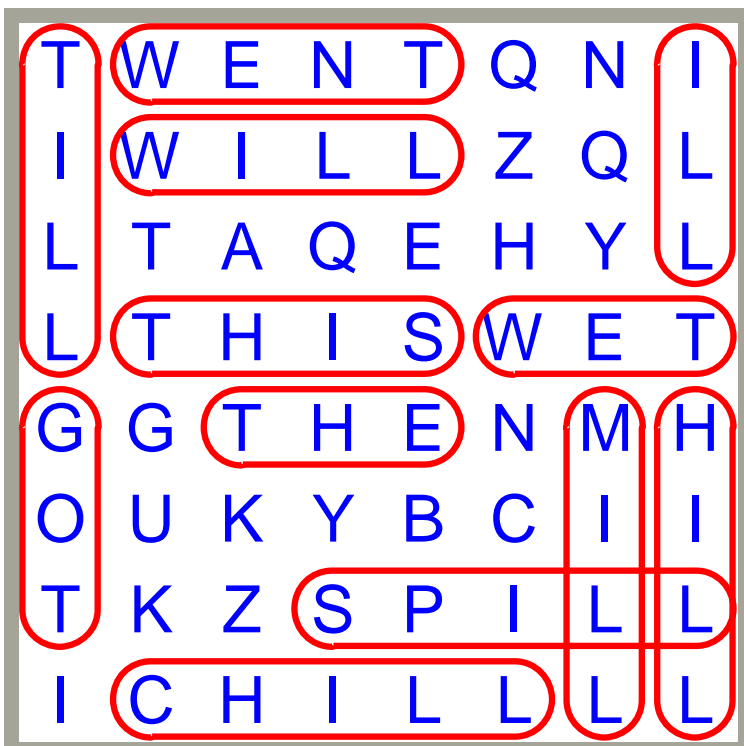
TILL

WENT

WET

WILL

## Book 11 Puzzle – Style 2 Solution



Words used

CHILL

GOT

HILL

ILL

MILL

SPILL

THE

THIS

TILL

WENT

WET

WILL



# Fantastic Phonics

Puzzles

Copyright 2014 [www.FantasticPhonics.com](http://www.FantasticPhonics.com)